



AUSANGATE TREK TO RAINBOW MOUNTAIN 2 DAYS



DESCRIPTION

Ausangate Trek 2 days To Rainbow Mountain is one of the most amazing adventures that exists in the Cusco region, for its wonderful landscapes and impressive snowy mountains, decorated with colorful lakes and rainbow mountains.

Ausangate Trek plus Rainbow Mountain 2 days / 1 night, is one of the shortest treks we offer and is one of the best treks in the Andes. This is not a walk for everyone, but those who want to get off the beaten track will find this a once in a lifetime experience. We will cross 2 different mountain passes, experience diverse landscapes, enter the remote Andean culture and see an unforgettable night sky. Of course, we will also experience the breathtaking Rainbow Mountain and Red Mountain valleys, one of the most beautiful and timeless natural landscapes in all of South America and the world. Come and explore the Andes with us!

AUSANGATE AND RAINBOW MOUNTAIN TREK

2 DAYS



Red Valley

5200 m / 17060 FT

1.5 Km. - 00:30 Hrs.

Rainbow Mountain

5,100 m / 16,732 ft

3 Km. - 01:00 Hrs.

Warmisaya Pass

4985 m. / 16354 FT.

Pucacocha Pass

4870 m. / 15977 FT.

Surine Qocha

4800 m. / 15748 FT.

6 km. - 3:00 Hrs

Anantapata

4750 m. / 15584 FT.

6 km. - 3:00 Hrs

Quesiuno

4376 m. / 14357 FT.

Trekking Starting Point

Cusco

3400 m. / 11155 FT.

LLactoc

4630 m. / 15190 FT.

3.5 Km. - 01:00 Hrs.

Day 1

Parking Rainbow Mountain

4700 m. / 15419 FT

3 km. - 1:00 Hrs

Distance / Hours

Camps

Lunch & Rest Area

Cusipata

3310 m. / 10860 FT.

Checacupe

3446 m. / 11306 FT.

PITUMARCA

3570 m. / 11712 FT.





FULL ITINERARY

AUSANGATE TREK TO RAINBOW MOUNTAIN 2 DAYS

Why Take the Ausangate Trek To Rainbow Mountain 2 Days?


- ✓ The Rainbow Mountain, also known as Vinicunca, is in the midst of a land full of wild desert landscapes, snow-capped glaciated peaks, herds of alpaca, and pristine beauty.
- ✓ Rainbow Mountain is close to the highest sacred mountain in the Cusco region, Ausangate.
- ✓ You will trek through one of the most pristine mountain ecosystems in the world and take in beautiful mountain views and wildlife in its natural habitat for two days.
- ✓ This two-day route allows you to avoid most crowds and follow little-trodden trails to reach the colorful summit.
- ✓ Sleeping relatively close by to Rainbow Mountain in a comfortable tent also avoids the need for a painfully early departure time pre-sunrise from Cusco as a day trip.
- ✓ You will be able to reach Rainbow Mountain before most of the crowds descend on the peak.

Our excursion starts very early in the morning. We'll pick you up from your hotel at 4:00 am and will drive for 3 hours to the starting point of the walk. While we make our final preparations before starting, our chef will be preparing the delicious and nutritious breakfast that will give you all the energy you need to face this adventure. Before starting the tour, pay attention to our guide who will share with you details of today's itinerary, as well as safety tips that will serve you for the following days. We'll start this impressive and little-known walk in a green valley from where you can appreciate the majestic Ausangate Mountain in the distance. Along the way you'll observe several peasant communities and discover the deep connection with nature that characterizes the Andean culture. Hundreds of alpacas and llamas will watch your every step!

We'll continue our journey to the first pass known as Pukaqocha (4,870 m / 15,977 ft). From there you'll enjoy an impressive panorama: the crystal clear waters of the Pukaqocha Lagoon and the gigantic Ausangate Mountain right in front of you. You'll see how the waters of the lagoon originate in the snows of this sacred glacier. Without a doubt, it's a show that will awaken all your senses. Don't forget to charge your camera!

After a short break we'll go for 2 hours to Anantapata where we'll stop for lunch. Once we have recuperated our energy, we'll ascend for 3 hours until we reach the highest point of the route called Abra Minasniyuc or warmisaya pass (4,985 m / 16,354 ft). From there, you'll witness, for the first time and in the distance, the spectacular colours of the Rainbow Mountain. A view that seems to have been taken from a dream!

We'll descend for 45 minutes to our camp located next to the Surine Qocha Lagoon. Upon your arrival we will welcome you with our happy hour. Later, you'll enjoy dinner before a well-deserved night of rest.

**WALKING DISTANCE**
12 km / 39,370 ft**MEALS**
Breakfast, lunch, dinner**ACCOMMODATION**
Private Camps

We'll wake you up very early with a hot coca leaf tea in your tent. Then you'll enjoy a delicious breakfast prepared by our chef. Get ready because you'll soon discover the Rainbow Mountain and the spectacular Red Valley! We'll ascend for 45 minutes to the viewpoint of the Rainbow Mountain. You'll have time to explore on your own and dive into mind-blowing views not only of the Rainbow Mountain itself, but also of the mighty Apu Ausangate and the other snowy peaks that surround that area. It's a truly fantastic place that you'll be able to enjoy before the crowds of tourists arrive.

After enjoying this gem from the Peruvian Andes, we'll begin our trek towards the spectacular Red Valley. A place that seems to be taken from another planet and that's visited by very few tourists. You'll be surprised not only by its amazing beauty but also by the immense tranquillity that'll surround you. Breathe and feel the joy of being alive. It only takes 30 minutes of walking to reach the viewpoint from where you will get the best views of the valley.

Finally, we'll make a 1,5-hour descent between ancient Andean communities and herds of llamas. If you're lucky, you'll be able to come across some vicuñas, a beautiful non-domesticated animal that has coexisted with the inhabitants of Peru since pre-Inca times. After the delicious final lunch, a bus will wait for you that will take you back to the doors of your hotel in the city of Cusco.

**WALKING DISTANCE**

7 km / 4.35 mi

**MEALS**

Breakfast, lunch

**RETURN**

Returned to Cusco





INCLUSIONS

INCLUDED / NOT INCLUDED

At Peru Hike company, we specify the included and non-included services under all the tour itineraries listed on our website. We take care of all the logistics, but please pay attention to the details to avoid missing anything. Some items may be different for specific programs, so please read carefully before booking with us.

WHAT IS INCLUDED?

High Quality Service & Safety

- ✓ Pre-departure briefing
- ✓ Experienced Guide speaks English and Spanish
- ✓ A professional cook only for our group
- ✓ Medical Kit – First Aid Kit
- ✓ Private Camping Equipment
- ✓ One duffle bag per person
- ✓ Customer Service 24/7
- ✓ Extra oxygen

Private Camping Equipment

- ✓ We also include a large tent with table and chairs for you to enjoy your meal without worry-free, and all the cooking equipment, carried by our porters and horses
- ✓ We also included a portable toilet

Permits & Entrance Tickets

- ✓ Entrance ticket to Ausangate Trek
- ✓ Entrance ticket to Rainbow Mountain

Transportation

- ✓ Private transportation from your hotel in Cusco to the start of the trek.
- ✓ Horses, and muleteers horses carry your 8-kg / 16-pound personal items.
- ✓ Return transportation from the end of the trek to Cusco to your Hotel.

Meals

- ✓ Meals: 2 Breakfasts, 2 Lunches, and 1 Dinners
- ✓ Meals: vegetarian and vegan
- ✓ Water to drink on the trail every day
- ✓ Wake up tea, every morning
- ✓ Tea Time or Happy Hour, every afternoon
- ✓ Snacks on the trail daily
- ✓ Products for hygiene

Accommodation

- ✓ Personal Accommodation in Private Campsites
- ✓ 4-Person, 4-season tents, destined for 2 travelers
- ✓ 1 Polar sheet per person
- ✓ Pillows throughout the tour
- ✓ Rubber warmers, for the night

Extra inclusions

- ✓ Emergency horse to ride
- ✓ PRO Air sleeping pad, Thermo-Rest brand
- ✓ Sleeping bag
- ✓ Trekking stick



WHICH IS NOT INCLUDED?

What Is Not Included?

- Travel Insurance
- Tips for our staff





BEFORE YOU GO

Is it for me?

We want to make your trip to Peru as memorable and as carefree as possible. In this section, you'll find the answers to all the questions you have about traveling with Peru Hike Company in one place. Please read the following information carefully – it will help you with any questions about our services.

How many days do I need to acclimate in Cusco before the Trek?

It's very important to be well acclimated to the altitude before exerting yourself on a trek. We recommend that you arrive in Cusco at least 2 or 3 days before the trek starts to help you adjust and avoid possible problems with altitude sickness while on the trek. You might have already been in another area of Peru at a high altitude before arriving in Cusco. In that case, we still recommend you have a whole day in Cusco to rest, recover from your travel, and enjoy the sights and sounds of Cusco before departing for the trek. Here are some suggestions for activities to do in the Cusco vicinity before starting your adventure trek:

City Tour and Sacred Valley



City Tour



Sacred Valley



Briefing or Informative Meeting

All information meetings and briefings are held in our main office in Cusco (or your hotel) at 5:00 pm, one night before the tour begins. These meetings last approximately 30 to 45 minutes. If you're unable to attend, you must coordinate another meeting by email, by phone or at the Peru Hike Company office.



Trek Balance Payment (in Cusco)

The trek has to be paid for in full at most 6.30 pm one day before your departure (generally after the briefing). It would be much appreciated if you pay the trek balance in cash US dollars or local currency at our office in Cusco. You can withdraw some money from several ATMs along Avenida Sol (either in US dollars or local Peruvian Soles). You can pay by credit card or PAYPAL online, but you will have to pay a charge, charged by VISA and PAYPAL. We do not accept bank checks or payment of the balance by traveler's checks.



Group tours

Group tours are made up of different types of people, then physical conditions and ages can vary. By agreeing to be part of a group tour, you also accept that some people may be faster or slower than you. Therefore, each person can go at their own pace on the route. It may be the case that a group wishes to modify the tour; however, the guide will be the one who decides, after consulting with all the participants, if such modifications are possible.




Duffel Bag or Canvas Case

You'll receive a canvas case or duffel bag during your briefing. Our horses will carry them, and the horsemen will hand them to you when you get to each camp. They measure 60 x 24 x 22 cm (23.6 x 9.45 x 8.66 in). A maximum of 8 kg / 17 lb is allowed for each duffel bag, including the weight of your sleeping bag, sleeping mat, clothes, and other personal items.




Strikes and demonstrations

Strikes and demonstrations are usually common in Peru, and this may interrupt some of our tours. Roads can be blocked, and train tracks can be taken over. However, we will try to keep your trip as originally planned, even if it means leaving the night before the scheduled date. Under these circumstances, tours may also be canceled. In case of changes or cancellations, everything will be coordinated with you by our operations department. Your safety is our highest priority, and our decisions will be made to protect it.




Can I store my luggage at your office?

Of course! During the trip, your main luggage can be stored at our office (you can organize it with us on the briefing day or by email) or at your hotel, both free of charge. Any equipment that you won't need on the trek can be stored safely in your hotel. Nearly every hotel will provide this service. Don't leave items of value with your bags; put them in the hotel safe and obtain an itemized receipt (in the unlikely case of the, many insurance companies require that you have a copy of the receipt itemizing everything). It's best to put items such as credit cards inside a sealed, signed envelope for extra peace of mind.



Lost Objects

Please pay attention to where you leave your things and remember to take everything once you leave our transport, tents, or restaurants. You're the only one responsible for your objects during the tour.



Pick up of guests

Peru Hike Company can pick you up from your hotel, as long as it's in the Historical Center of Cusco. Your guide will coordinate the pickup time in the briefing session, but please keep in mind that the time may vary between 30 and 45 minutes due to traffic. Cusco is an old city, meaning it has many narrow cobble streets. Some hotels and Airbnbs may be located on streets without access to cars or on long, steep slopes, making it difficult to transport luggage. We strongly recommend that you book accommodation with good access.

THANKS!

DO YOU HAVE ANY QUESTIONS?



24 HRS. EMERGENCY

CALL: +51 917815987

[Opening hours – 7:30 am to 19:30 pm]



Phone: +51 917815987

Email: info@peruhike.com

web: www.peruhike.com



Location:

[Cusco, Peru Click here](#)

