




LARES TREK TO MACHU PICCHU 4 DAYS




DESCRIPTION

The four-day trek from Lares to Machu Picchu offers a magical and breathtaking experience that you'll never forget! Along the trail, you'll find rivers, lakes, waterfalls, and awe-inspiring views of snow-capped peaks of the Andes mountain range. If you're interested in Andean culture, this trail is the best option for you. You'll get to visit various countryside communities where they raise llamas and alpacas. They also use sophisticated weaving techniques to keep their traditions alive. Textile art from these communities is awe-inspiring and holds extraordinary amounts of cultural and historical significance! Take advantage of this opportunity to make new friends and open your mind.

The path is intense but not as extreme as others. Along the way, rivers will roar by your side, and impressive waterfalls will appear in front of you, catching you by surprise and helping you relax along the rushing waters. You'll also see teardrop ponds of all colors: blue, green, turquoise, yellow. After this magical few days in the mountains, you'll finish your trek with a visit to one of the Seven Wonders of the Modern World: the historical sanctuary of Machu Picchu.

LARES TREK TO MACHU PICCHU

4 Day Trek



Machu Picchu
2430 m. / 7972 FT.

Day 4

Aguas Calientes
2040 m. / 6693 FT.

Day 3

Maras
3000 m. / 9843 FT.

OLLANTAYTAMBO
2792 m. / 9160 FT.

Cancha Cancha
3950 m. / 12959 FT.

9 km - 4 Hrs

Day 1

Huaran
2920 m. / 9580 FT.

TREKKING STARTING POINT

SAHUASIRAY
5359 m. / 17582 FT.

Quiswarani
3850 m. / 12631 FT.

13 Km - 6 Hrs

Day 2

WILLKIKASA PASS
4400 m. / 14436 FT.

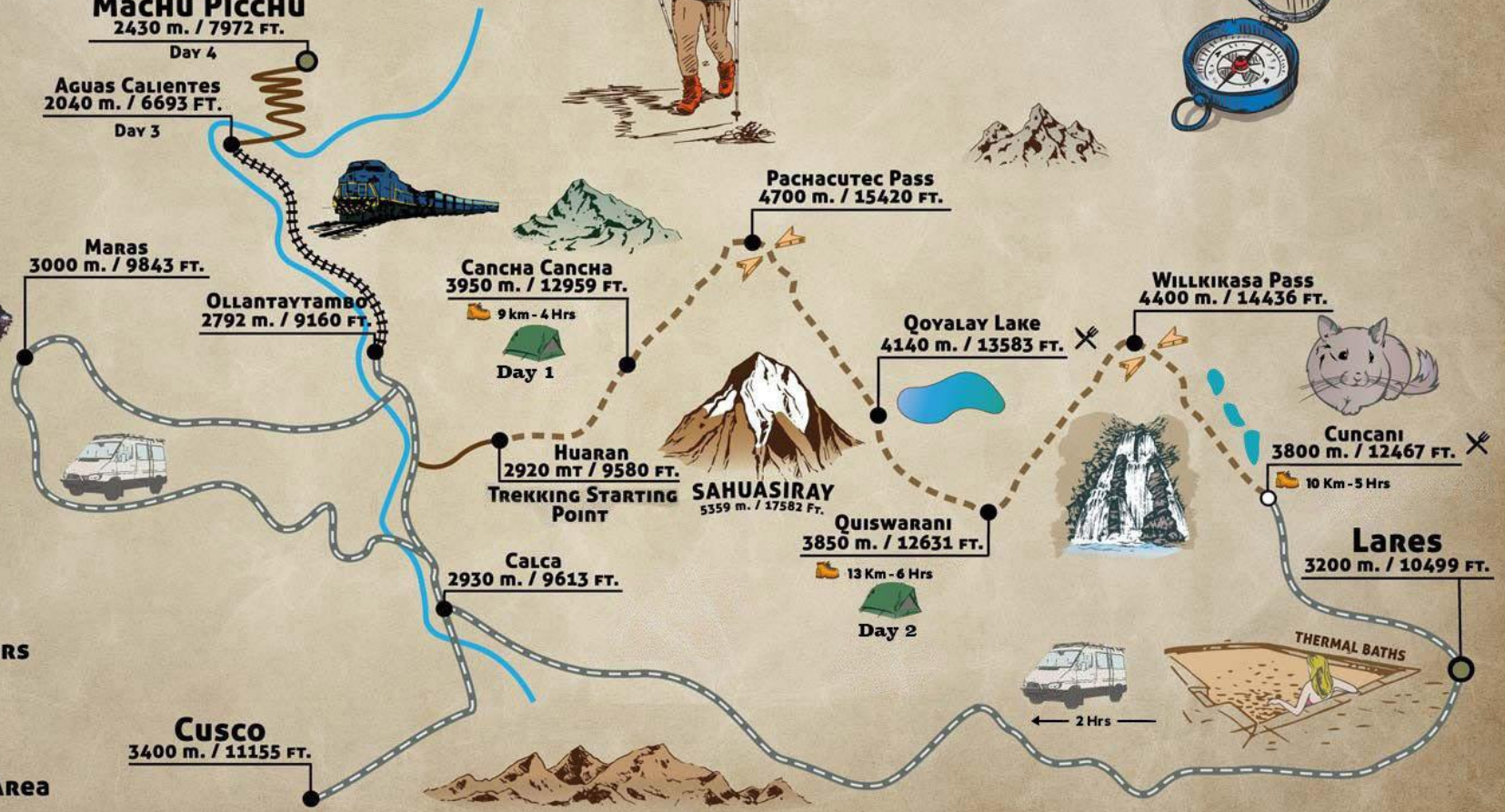
Cuncani
3800 m. / 12467 FT.

10 Km - 5 Hrs

Lares
3200 m. / 10499 FT.

Cusco
3400 m. / 11155 FT.

- Distance / Hours**
- Camps**
- LUNCH & REST AREA**





FULL ITINERARY

LARES TREK TO MACHU PICCHU 4 DAYS

Why Take the Lares Trek To Machu Picchu 4 Days?

- ✓ Walk to the ancient citadel of Machu Picchu and discover its beauty illuminated by the lights of dusk and dawn. When you visit Machu Picchu, the crowd will be gone!
- ✓ Discover the history and best-kept secrets of Machu Picchu on a 2-hour guided tour. Then you'll have time to explore it on your own.
- ✓ Enjoy a magical journey aboard a train that'll take you through fantastic landscapes in the furious Urubamba River.
- ✓ The trek passes through seldom-visited areas of the Cordillera Urubamba to the East of Cusco with views of mountains and valleys

We will pick you up at 5:00 am from your accommodation in Cusco to begin our exciting adventure. Then we will head to Huaran where we will have a delicious breakfast prepared by our private chef.

We start your trek on a path that will take us slowly to the community of Canchacancha. After 3 hours hike we will stop at a strategic point to have lunch prepared by our cooks after a delicious lunch we will walk 2 hours more to the community of Canchacancha where you will have the opportunity to interact with the locals and be part of their way of living also we offer you tea before dinner to warm up your bodies also dinner and the amenities for a camping night. If you like you can learn a little bit of quechua the Inca language. While we visit the community our support staff will set up the camp in order to sleep in the area around 5:00 pm we enjoy a warm tea or "happy hour" and dinner around 7:00 pm then you enjoy the beauty of the sky full of stars usually.



WALKING DISTANCE
9 km / 5.5 mi



MEALS
Breakfast, lunch, dinner



ACCOMMODATION
Private Camps

The second day of the trek is considered difficult because we hike from (3,950 m / 12,959 ft) up to 4,700 m / 15,419 ft which is the highest point of the whole Lares treks. It is going to be about 4 hours slow uphill hiking but the landscape is beautiful and unique full of small lagoons, rocky mountains, snow-capped mountains, and the most interesting animals Llamas and Alpacas grazing everywhere taking care by their Andean shepherds who spend time weaving. By 5:00 am our support staff will pass for your tents to wake you up with a hot drink coca tea or coffee. After you repack your personal belongings we have a breakfast prepared by the expert chefs in order to start our trek around 6:30 in the morning. After 4 hours uphill hiking we arrive to Pachacutec pass (4700 m / 15420 ft) to enjoy the panoramic views of the beautiful area and also you appreciate Pachacutec mountain from very close then we organize an offering for the mountains gods and after done the ritual we continue hiking for 1 hour downhill toward Coyalago which is the lunch spot located in the borders of a beautiful lagoon. After lunch we hike 1.5 hours more towards the camping, along the way we will appreciate beautiful waterfalls and local people getting ready for the nightfall. Then we arrive to the camp to have tea and dinner and camp in the community of Qiswarani at 3,850 m / 12,631 ft.

**WALKING DISTANCE**

13 km / 8.07 mi

**MEALS**

Breakfast, lunch, dinner

**ACCOMMODATION**

Private Camps



Today we have to reach to Aguas Calientes town and we are going to do different activities and also is a beautiful day for mountain lovers and pure nature. We wake up at 5:00 in the morning with a cup of coca tea then we have breakfast in order to start the trek around 6:00 in the morning. We start the last part of the of the entire trek. Hiking 2 hours approximately the last uphill section of the trek which is going to be to Willkikasa pass at (4,400 m / 14,435 ft) from this high you have a spectacular view of the Cuncani valley with its amazing views of the colorful Lagoons surrounded by mountains if you are lucky you will see along the way Chinchillas, Andean foxes for sure you see many alpacas, llamas you will have the chance to be very close to them for photograph. After the summit we will descend 2 hours approximately to the community of Cuncani where we will have lunch. After lunch a car from the company will take us to the hot springs of Lares once there you have time to take a bath and relax in the medicinal hot springs. Then we continue by car for 2.5 more hours towards Ollantaytambo for dinner and take the train to Aguas Calientes and spend the night in a hotel and the next day visit Machupicchu.

**WALKING DISTANCE**

10 km / 6.21 mi

**MEALS**

Breakfast, lunch, dinner

**ACCOMMODATION**

Hotel



Most of the people who visit Machu Picchu are the people who take train and to get there, of course the most important reason for them is to know Machu Picchu. But in your case after you did the Lares Trek you will not just know Machu Picchu you will understand and feel deeply the meaning of the Inca civilizations. After breakfast early in the morning we go to take the bus up to Machu Picchu, bus takes about 25 minutes approximately to the main entrance of Machu Picchu. The point is to arrive at 6:00 a.m. to Machu Picchu in order to see it almost without people and enjoy the sunrise. After 20 to 30 minutes you will have a guided tour service for about 2:30 hours in Machu Picchu then we will leave you free to explore the lost city of the Incas. Then if you wish you can go to the Sun Gate or to the Inca Bridge. If you booked in advance the tickets for Huaynapicchu or Machu Picchu mountains you can climb. After you done all the activities we return to Aguas Calientes town by bus to have a delicious lunch. In the afternoon you will take a train back to Cusco then we take you by car to your hotel.

**WALKING DISTANCE**

8 km / 4.97 mi

**MEALS**

Breakfast

**RETURN**

RETURN TO CUSCO



INCLUSIONS

INCLUDED / NOT INCLUDED

At Peru Hike company, we specify the included and non-included services under all the tour itineraries listed on our website. We take care of all the logistics, but please pay attention to the details to avoid missing anything. Some items may be different for specific programs, so please read carefully before booking with us.

WHAT IS INCLUDED?

High Quality Service & Safety

- ✓ Pre-departure briefing
- ✓ Experienced Guide speaks English and Spanish
- ✓ A professional cook only for our group
- ✓ Medical Kit – First Aid Kit
- ✓ Private Camping Equipment
- ✓ One duffle bag per person
- ✓ Customer Service 24/7
- ✓ Extra oxygen

Private Camping Equipment

- ✓ We also include a large tent with table and chairs for you to enjoy your meal without worry-free, and all the cooking equipment, carried by our porters and horses
- ✓ We also included a portable toilet

Permits & Entrance Tickets

- ✓ Entrance Ticket for Lares Hot Springs
- ✓ Entrance Ticket to Machu Picchu Archaeological Site

Transportation

- ✓ Private transportation from Cusco to the start of the trek
- ✓ Horses, and muleteers horses carry your 8-kg / 16-pound personal items.
- ✓ Private transportation from the end of the walk to the Ollantaytambo train station
- ✓ Day 3: Train Ticket from Ollantaytambo To Aguas Calientes
- ✓ Day 4: Bus ticket to Machu Picchu round trip
- ✓ Day 4: Train Ticket from Aguas Calientes to Ollantaytambo
- ✓ Day 4: Private transport from Ollantaytambo train station to your hotel in Cusco.

Meals

- ✓ Meals: 4 Breakfasts, 4 Lunches, and 3 Dinners
- ✓ Meals: vegetarian and vegan
- ✓ Water to drink on the trail every day
- ✓ Wake up tea, every morning
- ✓ Tea Time or Happy Hour, every afternoon
- ✓ Snacks on the trail daily
- ✓ Products for hygiene

Accommodation

- ✓ Personal Accommodation in Private Campsites
- ✓ 4-Person, 4-season tents, destined for 2 travelers
- ✓ 1 Polar sheet per person
- ✓ Pillows throughout the tour
- ✓ Rubber warmers, for the night
- ✓ Hotel in Aguas Calientes

Extra inclusions

- ✓ PRO Air sleeping pad, Therma-Rest brand
- ✓ Sleeping bag
- ✓ Trekking stick



WHICH IS NOT INCLUDED?

What Is Not Included?

- Travel Insurance
- Tips for our staff





BEFORE YOU GO

Is it for me?

We want to make your trip to Peru as memorable and as carefree as possible. In this section, you'll find the answers to all the questions you have about traveling with Peru Hike Company in one place. Please read the following information carefully – it will help you with any questions about our services.

How many days do I need to acclimate in Cusco before the Trek?

It's very important to be well acclimated to the altitude before exerting yourself on a trek. We recommend that you arrive in Cusco at least 2 or 3 days before the trek starts to help you adjust and avoid possible problems with altitude sickness while on the trek. You might have already been in another area of Peru at a high altitude before arriving in Cusco. In that case, we still recommend you have a whole day in Cusco to rest, recover from your travel, and enjoy the sights and sounds of Cusco before departing for the trek. Here are some suggestions for activities to do in the Cusco vicinity before starting your adventure trek:

City Tour and Sacred Valley



City Tour



Sacred Valley



Briefing or Informative Meeting

All information meetings and briefings are held in our main office in Cusco (or your hotel) at 5:00 pm, one night before the tour begins. These meetings last approximately 30 to 45 minutes. If you're unable to attend, you must coordinate another meeting by email, by phone or at the Peru Hike Company office.



Trek Balance Payment (in Cusco)

The trek has to be paid for in full at most 6.30 pm one day before your departure (generally after the briefing). It would be much appreciated if you pay the trek balance in cash US dollars or local currency at our office in Cusco. You can withdraw some money from several ATMs along Avenida Sol (either in US dollars or local Peruvian Soles). You can pay by credit card or PAYPAL online, but you will have to pay a charge, charged by VISA and PAYPAL. We do not accept bank checks or payment of the balance by traveler's checks.



Group tours

Group tours are made up of different types of people, then physical conditions and ages can vary. By agreeing to be part of a group tour, you also accept that some people may be faster or slower than you. Therefore, each person can go at their own pace on the route. It may be the case that a group wishes to modify the tour; however, the guide will be the one who decides, after consulting with all the participants, if such modifications are possible.




Duffel Bag or Canvas Case

You'll receive a canvas case or duffel bag during your briefing. Our horses will carry them, and the horsemen will hand them to you when you get to each camp. They measure 60 x 24 x 22 cm (23.6 x 9.45 x 8.66 in). A maximum of 8 kg / 17 lb is allowed for each duffel bag, including the weight of your sleeping bag, sleeping mat, clothes, and other personal items.




Strikes and demonstrations

Strikes and demonstrations are usually common in Peru, and this may interrupt some of our tours. Roads can be blocked, and train tracks can be taken over. However, we will try to keep your trip as originally planned, even if it means leaving the night before the scheduled date. Under these circumstances, tours may also be canceled. In case of changes or cancellations, everything will be coordinated with you by our operations department. Your safety is our highest priority, and our decisions will be made to protect it.



Can I store my luggage at your office?

Of course! During the trip, your main luggage can be stored at our office (you can organize it with us on the briefing day or by email) or at your hotel, both free of charge. Any equipment that you won't need on the trek can be stored safely in your hotel. Nearly every hotel will provide this service. Don't leave items of value with your bags; put them in the hotel safe and obtain an itemized receipt (in the unlikely case of the, many insurance companies require that you have a copy of the receipt itemizing everything). It's best to put items such as credit cards inside a sealed, signed envelope for extra peace of mind.



Lost Objects

Please pay attention to where you leave your things and remember to take everything once you leave our transport, tents, or restaurants. You're the only one responsible for your objects during the tour.



Pick up of guests

Peru Hike Company can pick you up from your hotel, as long as it's in the Historical Center of Cusco. Your guide will coordinate the pickup time in the briefing session, but please keep in mind that the time may vary between 30 and 45 minutes due to traffic. Cusco is an old city, meaning it has many narrow cobble streets. Some hotels and Airbnbs may be located on streets without access to cars or on long, steep slopes, making it difficult to transport luggage. We strongly recommend that you book accommodation with good access.

THANKS!

DO YOU HAVE ANY QUESTIONS?



24 HRS. EMERGENCY

CALL: +51 917815987

[Opening hours – 7:30 am to 19:30 pm]



Phone: +51 917815987

Email: info@peruhike.com

web: www.peruhike.com



Location:

[Cusco, Peru Click here](#)

