



# LARES TREK TO MACHU PICCHU 3 DAYS





## DESCRIPTION

Lares Trek 3 days 2 nights, it is a walk that is out of the ordinary, unlike the trekking walks with many people, in this adventure you will see breathtaking landscapes and mountains, high passes, local villages, quieter trails, women weaving, fewer tourists, Quechua-speaking people, hot springs, and Andean communities with true descendants of the Incas, shepherds of llamas.

The lares trek 3 days is perfect for those tourists who don't have much time in Cusco Peru, but want to do an incredible trek, since the 3-day Lares trek is an excellent option to get to know the Andes and Machu Picchu, as this trail will take you Machu Picchu through beautiful landscapes, snowy mountains, colorful lakes surrounded by llamas and alpacas. Without a doubt this adventure is impressive and unforgettable. Choose this circuit and experience a new adventure where you will fully enjoy nature and the excellent and relaxing thermal waters of Lares.



# LARES TREK TO MACHU PICCHU

## 3 Day Trek





# FULL ITINERARY

## LARES TREK TO MACHU PICCHU 3 DAYS

### **Why Take the Lares Trek To Machu Picchu 3 Days?**

- ✓ Walk to the ancient citadel of Machu Picchu and discover its beauty illuminated by the lights of dusk and dawn. When you visit Machu Picchu, the crowd will be gone!
- ✓ Discover the history and best-kept secrets of Machu Picchu on a 2-hour guided tour. Then you'll have time to explore it on your own.
- ✓ Enjoy a magical journey aboard a train that'll take you through fantastic landscapes in the furious Urubamba River.
- ✓ The trek passes through seldom-visited areas of the Cordillera Urubamba to the East of Cusco with views of mountains and valleys.




We will pick you up at 5:00 am from your accommodation in Cusco to begin our exciting adventure. Then we will head to Pisac where we will have a delicious breakfast prepared by our private chef.

Breakfast is served in a comfortable and private Pisac guest house. You will be impressed with your chef's hearty and delicious breakfast, which will be just what you need to get ready for the first day trekking! Driving onward for 40 more minutes to Huaran, we meet your horsemen and horses.

Time to get ready, boots on, and begin our first 3 hours gradually ascending towards Cancha Cancha. Along the way, your lunch will be served next to the river, replenishing your energy for the trek ahead with a delicious meal prepared by your trekking chef.

Cancha Cancha (2,950 m / 9,678 ft) is one of the most isolated and traditional communities, self-sustaining as it has been for hundreds of years. There is no road to the community and they were recently connected to electricity in December, 2019.

After settling into your tents and having afternoon tea, you will have the opportunity to visit a local family. You will learn all about life in a traditional Andean village, with your guide as your interpreter. After dinner, your guide will show you the Inca's constellations on which they depended for their agricultural guidance and still do to this day.

**WALKING DISTANCE**

9 km / 9.59 mi

**MEALS**

Breakfast, lunch, dinner

**ACCOMMODATION**

Private Camps

Feeling all revved up to begin our second day, after another delicious breakfast, we begin our 6 hour hike northeast. It starts out as an intense walk, accomplishing high passes on our way to the highest point of our trek at Pachacutec Pass (4,700 m / 15,419 ft). This is where you pat yourself on the back and embrace the satisfaction and exhilaration for making it up to the summit.

Motivating you along the trail for this intense part of the trek are the views of glaciers, remote lakes, alpaca herds, rugged valleys and spectacular mountain vistas. Keep your eyes on the sky for the Caracara falcons and Andean geese.

After enjoying the summit, we descend for 3 hours until we reach our campsite located by the Quiswarani community, (3,850 m / 12,631 ft). On the way, we will be taking an isolated trail where we will see indigenous highland people in their traditional outfits herding their llamas and alpacas. The local indigenous people will open their hearts and interact with you in the Quechua language (the Incas' language). Your guide will act as your interpreter to translate and teach you some Quechua language.

When you arrive at the spectacular seven waterfalls, you are almost to Quishuarani! Finally, we arrive to Quiswarani, take our transportation for 2 hours to Ollantaytambo and then, the train to Aguas Calientes, where we spend the night in a hotel.

**WALKING DISTANCE**

13 km / 8.07 mi

**MEALS**

Breakfast, lunch, dinner

**ACCOMMODATION**

HOTEL





This is the day you've been waiting for! We take the early bus to Machu Picchu Archeological site, or we can also take a hike that lasts approximately 2 hours. There, we tour every nook and cranny of this Wonder of the New World site, the great Machu Picchu. What an unforgettable experience! On your 2.5 hours private tour, your guide will expertly direct you through the enigmatic ruins and its most important sites. You will see the Temple of the Sun, Temple of the Condor, Temple of Three Windows, Sun Dial, Quarry, the House of the Inka, the urban areas, agricultural terraces and many different types of architecture.

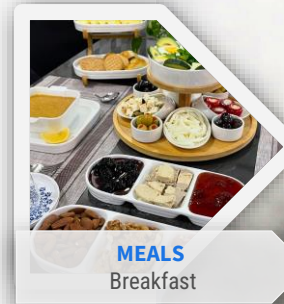
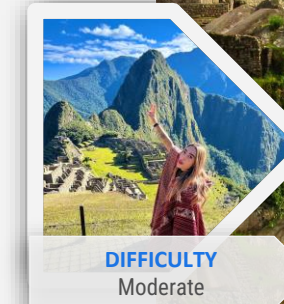
If you wish to, you can indulge in a few of the following activities on your own (not included in the price)

Climb up Huayna Picchu or Machu Picchu Mountain and appreciate the beauty and magnificence of Machu Picchu (Additional Cost)

You will be given some time to walk to the Sun Gate (Additional Cost)

Other optional activities in Aguas Calientes include a visit to the local museum or to the hot springs (Entrance fees to enter)

You will descend to Aguas Calientes, have a leisurely lunch and later on board the Expedition train which departs at 14:55 pm. for the return trip to Cusco. You will disembark the train at the Ollantaytambo Train Station to meet our private van back to Cusco. You can expect to arrive at your hotel around 7pm.

**MEALS**  
Breakfast**DIFFICULTY**  
Moderate**TOUR IN MACHU PICCHU**  
2-3 hours exploring



# INCLUSIONS

## INCLUDED / NOT INCLUDED

At Peru Hike company, we specify the included and non-included services under all the tour itineraries listed on our website. We take care of all the logistics, but please pay attention to the details to avoid missing anything. Some items may be different for specific programs, so please read carefully before booking with us.



# WHAT IS INCLUDED?

## High Quality Service & Safety

- ✓ Pre-departure briefing
- ✓ Experienced Guide speaks English and Spanish
- ✓ A professional cook only for our group
- ✓ Medical Kit – First Aid Kit
- ✓ Private Camping Equipment
- ✓ One duffle bag per person
- ✓ Customer Service 24/7
- ✓ Extra oxygen

## Private Camping Equipment

- ✓ We also include a large tent with table and chairs for you to enjoy your meal without worry-free, and all the cooking equipment, carried by our porters and horses
- ✓ We also included a portable toilet

## Permits & Entrance Tickets

- ✓ Entrance Ticket for Lares Hot Springs
- ✓ Entrance Ticket to Machu Picchu Archaeological Site

## Transportation

- ✓ Private transportation from Cusco to the start of the trek
- ✓ Horses, and muleteers horses carry your 8-kg / 16-pound personal items.
- ✓ Private transportation from the end of the walk to the Ollantaytambo train station
- ✓ **Day 2:** Train Ticket from Ollantaytambo To Aguas Calientes
- ✓ **Day 3:** Bus ticket to Machu Picchu round trip.
- ✓ **Day 3:** Train Ticket from Aguas Calientes to Ollantaytambo
- ✓ **Day 3:** Private transport from Ollantaytambo train station to your hotel in Cusco.

## Meals


- ✓ Meals: 3 Breakfasts, 3 Lunches, and 2 Dinners
- ✓ Meals: vegetarian and vegan
- ✓ Water to drink on the trail every day
- ✓ Wake up tea, every morning
- ✓ Tea Time or Happy Hour, every afternoon
- ✓ Snacks on the trail daily
- ✓ Products for hygiene

## Accommodation

- ✓ Personal Accommodation in Private Campsites
- ✓ 4-Person, 4-season tents, destined for 2 travelers
- ✓ 1 Polar sheet per person
- ✓ Pillows throughout the tour
- ✓ Rubber warmers, for the night
- ✓ Hotel in Aguas Calientes

## Extra inclusions


- ✓ PRO Air sleeping pad, Therma-Rest brand
- ✓ Sleeping bag
- ✓ Trekking stick



# WHICH IS NOT INCLUDED?

## What Is Not Included?

- Travel Insurance.
- Tips for our staff.







# BEFORE YOU GO

## Is it for me?

We want to make your trip to Peru as memorable and as carefree as possible. In this section, you'll find the answers to all the questions you have about traveling with Peru Hike Company in one place. Please read the following information carefully – it will help you with any questions about our services.

## How many days do I need to acclimate in Cusco before the Trek?

It's very important to be well acclimated to the altitude before exerting yourself on a trek. We recommend that you arrive in Cusco at least 2 or 3 days before the trek starts to help you adjust and avoid possible problems with altitude sickness while on the trek. You might have already been in another area of Peru at a high altitude before arriving in Cusco. In that case, we still recommend you have a whole day in Cusco to rest, recover from your travel, and enjoy the sights and sounds of Cusco before departing for the trek. Here are some suggestions for activities to do in the Cusco vicinity before starting your adventure trek:

### City Tour and Sacred Valley



City Tour



Sacred Valley

  
**PERU HIKE**  
Travel & Expeditions



### Briefing or Informative Meeting

All information meetings and briefings are held in our main office in Cusco (or your hotel) at 5:00 pm, one night before the tour begins. These meetings last approximately 30 to 45 minutes. If you're unable to attend, you must coordinate another meeting by email, by phone or at the Peru Hike Company office.



### Trek Balance Payment (in Cusco)

The trek has to be paid for in full at most 6.30 pm one day before your departure (generally after the briefing). It would be much appreciated if you pay the trek balance in cash US dollars or local currency at our office in Cusco. You can withdraw some money from several ATMs along Avenida Sol (either in US dollars or local Peruvian Soles). You can pay by credit card or PAYPAL online, but you will have to pay a charge, charged by VISA and PAYPAL. We do not accept bank checks or payment of the balance by traveler's checks.






### Group tours

Group tours are made up of different types of people, then physical conditions and ages can vary. By agreeing to be part of a group tour, you also accept that some people may be faster or slower than you. Therefore, each person can go at their own pace on the route. It may be the case that a group wishes to modify the tour; however, the guide will be the one who decides, after consulting with all the participants, if such modifications are possible.



### Duffel Bag or Canvas Case

You'll receive a canvas case or duffel bag during your briefing. Our horses will carry them, and the horsemen will hand them to you when you get to each camp. They measure 60 x 24 x 22 cm (23.6 x 9.45 x 8.66 in). A maximum of 8 kg / 17 lb is allowed for each duffel bag, including the weight of your sleeping bag, sleeping mat, clothes, and other personal items.




### Strikes and demonstrations

Strikes and demonstrations are usually common in Peru, and this may interrupt some of our tours. Roads can be blocked, and train tracks can be taken over. However, we will try to keep your trip as originally planned, even if it means leaving the night before the scheduled date. Under these circumstances, tours may also be canceled. In case of changes or cancellations, everything will be coordinated with you by our operations department. Your safety is our highest priority, and our decisions will be made to protect it.



### Can I store my luggage at your office?

Of course! During the trip, your main luggage can be stored at our office (you can organize it with us on the briefing day or by email) or at your hotel, both free of charge. Any equipment that you won't need on the trek can be stored safely in your hotel. Nearly every hotel will provide this service. Don't leave items of value with your bags; put them in the hotel safe and obtain an itemized receipt (in the unlikely case of the, many insurance companies require that you have a copy of the receipt itemizing everything). It's best to put items such as credit cards inside a sealed, signed envelope for extra peace of mind.



### Lost Objects

Please pay attention to where you leave your things and remember to take everything once you leave our transport, tents, or restaurants. You're the only one responsible for your objects during the tour.



### Pick up of guests

Peru Hike Company can pick you up from your hotel, as long as it's in the Historical Center of Cusco. Your guide will coordinate the pickup time in the briefing session, but please keep in mind that the time may vary between 30 and 45 minutes due to traffic. Cusco is an old city, meaning it has many narrow cobble streets. Some hotels and Airbnbs may be located on streets without access to cars or on long, steep slopes, making it difficult to transport luggage. We strongly recommend that you book accommodation with good access.

# THANKS!

DO YOU HAVE ANY QUESTIONS?



**24 HRS. EMERGENCY**

**CALL: +51 917815987**

[Opening hours – 7:30 am to 19:30 pm]



**Phone: +51 917815987**

**Email: [info@peruhike.com](mailto:info@peruhike.com)**

**web: [www.peruhike.com](http://www.peruhike.com)**



**Location:**

**[Cusco, Peru Click here](#)**

