

# **WAQRAPUKARA TREK 1 DAY ALL INCLUSIVE**

**EXPLORE AND LIVE UNFORGETTABLE MOMENTS**





## DESCRIPTION

How does the idea of escaping the city and large crowds to visit a unique off-the-beaten-path site sound? The Waqrapukara One-Day Trek is the ultimate choice for some peace and quiet and to discover an incredible site that very few people get to visit—locals and tourists! Join us on an epic hike to the majestic pre-Inca construction of Waqrapukara or Fortress of Horns located in the mighty Apurímac canyon.

This beautiful sacred place combines advanced architecture and impressive natural formations in a wonderful landscape—almost like something from a dream—surrounded by small crystalline lagoons. The gigantic horns rise as high as 4,140 m / 13,583 ft.

When you travel with your partner or a large group of family or friends, you can join us on this one-day trek. You'll come with us on an adventure through the Peruvian Andes and escape the hustle and bustle of the city to an amazing Inca fortress.

The Waqrapukara Trek is a must for anyone wanting to visit this incredible archaeological site before the crowds discover it and it becomes busy. Waqra means “horn” in Quechua, while Pukara means “fortress”. These “horns” rise up to 4,140 m / 13,582 ft on top of a huge ravine covered with forests.

The archaeological monument is surrounded by impressive platforms, plazas, and a forest of stones that resemble mythological giants and look as though they're contemplating the Andean landscape.

You'll also get to soak in the incredible landscape of the mountains, canyon, and crystalline lagoons. Don't forget to keep an eye out for the unique flora and fauna from the region. Why wait any longer to immerse yourself in the wild Andes and see a very special site? Get in touch with us and learn more about this fun one-day adventure.



# FULL ITINERARY

## WAQRAPUKARA TREK 1 DAY ALL INCLUSIVE

### **Why Take the Waqrapukara Trek One Day**

- ✓ Explore a unique Inca fortress and temple in Waqrapukara.
- ✓ Be astounded by the extensive, well-preserved agricultural terraces and walls, staircases, and stone chambers carved in the classic Inca style.
- ✓ Walk through incredible Andean landscapes and take some stunning photos.
- ✓ Observe the local flora and fauna and learn more about them from your expert guide.
- ✓ Glimpse into traditional Andean life in the rural communities.
- ✓ Marvel at the stars free from light and noise pollution.
- ✓ Enjoy a day off-the-beaten-path and away from the large crowds.

Your one-day adventure starts today bright and early. We'll pass by your accommodation to collect you at 4:00 am. We'll then be on our way on a two-and-a-half-hour drive to the town of Maracacona. We'll continue to Pitumarca district for our tasty breakfast.

Once we're full and ready to go, we have a final thirty minutes of driving along an unpaved, zig-zag road to get to our hike's starting point. You'll have a bit of time to get your things together before we set off. The first stretch is two-and-a-half hours long, and you'll be able to observe magnificent landscapes studded with small glacial lakes along the way.

When we reach the Waqrapukara viewpoint, you'll be able to rest a little and take your first photos of the impressive fortress that sits on the edge of a canyon.

Next, we'll descend for about forty minutes along a steep path on the edge of a cliff towards the site itself while the Apurimac River flows rapidly downwards. You'll get to explore the archaeological site for about an hour and a half, climbing through the remains of the temple and taking photos against the incredible landscape of the canyon. The amazing scenery will take your breath away.

Finally, when the group is ready, we'll begin the ascent back the way we came. We'll arrive at the private transport after about three hours of walking, and we'll return to Cusco at 7:00 pm approximately.



**WALKING DISTANCE**  
9.9 miles



**HIGHEST ELEVATION:**  
4087 m / 13480 ft



**DIFFICULTY:**  
Challenging to Hard



# INCLUSIONS

## INCLUDED / NOT INCLUDED

At Peru Hike company, we specify the included and non-included services under all the tour itineraries listed on our website. We take care of all the logistics, but please pay attention to the details to avoid missing anything. Some items may be different for specific programs, so please read carefully before booking with us.



# WHAT IS INCLUDED?

## High Quality Service & Safety

- ✓ Pre-departure briefing
- ✓ Experienced Guide speaks English and Spanish
- ✓ Medical Kit – First Aid Kit
- ✓ Customer Service 24/7
- ✓ Extra oxygen

## Permits & Entrance Tickets


- ✓ Entrance ticket to Waqra Pukara

## Transportation

- ✓ Private transportation from your hotel in Cusco to the start of the trek.
- ✓ Private transportation from the end of the trek to Cusco to your hotel.

## Meals

- ✓ Meals: 1 Breakfasts, 1 Lunches
- ✓ Meals: vegetarian and vegan



# WHICH IS NOT INCLUDED?

## What Is Not Included?

- Travel Insurance
- Tips for our staff
- Additional costs or delays out of control of the management
- Extra Horse (\$30)





# BEFORE YOU GO

## Is it for me?

We want to make your trip to Peru as memorable and as carefree as possible. In this section, you'll find the answers to all the questions you have about traveling with Peru Hike Company in one place. Please read the following information carefully – it will help you with any questions about our services.



## How many days do I need to acclimate in Cusco before the Trek?

It's very important to be well acclimated to the altitude before exerting yourself on a trek. We recommend that you arrive in Cusco at least 2 or 3 days before the trek starts to help you adjust and avoid possible problems with altitude sickness while on the trek. You might have already been in another area of Peru at a high altitude before arriving in Cusco. In that case, we still recommend you have a whole day in Cusco to rest, recover from your travel, and enjoy the sights and sounds of Cusco before departing for the trek. Here are some suggestions for activities to do in the Cusco vicinity before starting your adventure trek:

### City Tour and Sacred Valley



City Tour



Sacred Valley



### Briefing or Informative Meeting

All information meetings and briefings are held in our main office in Cusco (or your hotel) at 5:00 pm, one night before the tour begins. These meetings last approximately 30 to 45 minutes. If you're unable to attend, you must coordinate another meeting by email, by phone or at the Peru Hike Company office.



### Trek Balance Payment (in Cusco)

The trek has to be paid for in full at most 6.30 pm one day before your departure (generally after the briefing). It would be much appreciated if you pay the trek balance in cash US dollars or local currency at our office in Cusco. You can withdraw some money from several ATMs along Avenida Sol (either in US dollars or local Peruvian Soles). You can pay by credit card or PAYPAL online, but you will have to pay an charge, charged by VISA and PAYPAL. We do not accept bank checks or payment of the balance by traveler's checks.



### Group tours

Group tours are made up of different types of people, then physical conditions and ages can vary. By agreeing to be part of a group tour, you also accept that some people may be faster or slower than you. Therefore, each person can go at their own pace on the route. It may be the case that a group wishes to modify the tour; however, the guide will be the one who decides, after consulting with all the participants, if such modifications are possible.




### Strikes and demonstrations

Strikes and demonstrations are usually common in Peru, and this may interrupt some of our tours. Roads can be blocked, and train tracks can be taken over. However, we will try to keep your trip as originally planned, even if it means leaving the night before the scheduled date. Under these circumstances, tours may also be canceled. In case of changes or cancellations, everything will be coordinated with you by our operations department. Your safety is our highest priority, and our decisions will be made to protect it.




### Lost Objects

Please pay attention to where you leave your things and remember to take everything once you leave our transport, tents, or restaurants. You're the only one responsible for your objects during the tour.



### Can I store my luggage at your office?

Of course! During the trip, your main luggage can be stored at our office (you can organize it with us on the briefing day or by email) or at your hotel, both free of charge. Any equipment that you won't need on the trek can be stored safely in your hotel. Nearly every hotel will provide this service. Don't leave items of value with your bags; put them in the hotel safe and obtain an itemized receipt (in the unlikely case of the, many insurance companies require that you have a copy of the receipt itemizing everything). It's best to put items such as credit cards inside a sealed, signed envelope for extra peace of mind.



### Pick up of guests

Peru Hike Company can pick you up from your hotel, as long as it's in the Historical Center of Cusco. Your guide will coordinate the pickup with me in the briefing session, but please keep in mind that the time may vary between 30 and 45 minutes due to traffic. Cusco is an old city, meaning it has many narrow cobbled streets. Some hotels and Airbnbs may be located on streets without access to cars or on long, steep slopes, making it difficult to transport luggage. We strongly recommend that you book accommodation with good access.

# THANKS!

DO YOU HAVE ANY QUESTIONS?



**24 HRS. EMERGENCY**

**CALL:** +51 917815987

[Opening hours – 7:30 am to 19:30 pm]



**Phone:** +51 917815987

**Email:** [info@peruhike.com](mailto:info@peruhike.com)

**web:** [www.peruhike.com](http://www.peruhike.com)



**Location:**

[Cusco, Peru Click here](#)

